


Pōhiri

Pour-he-dree
Formal Welcome





KIA KARAKIA TĀTOU

Kia hora te marino
Kia whakapapa pounamu te moana
Hei huarahi mā tātou i te rangi nei
Aroha atu Aroha mai
Tātou i ā tātou katoa
Hui ē! Tāiki ē!


May peace be widespread
May the seas be like greenstone
A pathway for us all this day
Let us show love/respect
for each other
Bind us all together!

Kupu o te wiki 45 – Āe



Āe
Eye

Yes





He kemu/A game

Whakaropiropi ai



Hand battle game

Everyone slaps legs in time standing in a circle.

Caller chants: **“Whaka-ropi-ropi ai”**

Faka-rdoar-pea-rdoar-pea eye

Players reply: **“Ae”** (Eye)

Caller chants: **“Tēnei mea te homai”**

Teh-neigh meh-a teh hore-my

Caller calls: **“Homai”**

(Throws down a move simultaneously and in time with students)



Waiata Mai – Māku Rā Pea


This is the perfect waiata for a pōhiri and often sung acapella

Māku rā pea
Māku rā pea
Māku koe e awhi e
Ki te ara, ara Tupu
Māku koe e awhi e (x 2)

I will perhaps
I will perhaps
I will help you
Upon the pathway, of progress
I will indeed help you (x2)










Today we are
learning about
pōhiri



Elements of a pōhiri

A pōhiri/formal welcome often has:



-  **Wero** - Challenge by warrior/s to visitors
-  **Karanga** - Call between wāhine
-  **Haka Pōhiri** - A welcoming haka
-  **Whaikōrero/Mihi** - Formal speeches
-  **Waiata tautoko** - Each speaker will have a song sung after they speak
-  **Koha** - Manuhiri/visitors always bring a koha/gift. Often money
-  **Kai** - All pōhiri will conclude with food and drink

Key:

Always
Sometimes

Can you identify some of the elements/parts in this video?



Tikanga tip:  One of the **manuhiri/visitors**  picks up the leaf laid down by the kaiwero to show that the visiting group come in peace and not for battle.



Pōhiri Tips



- ❑ **If in doubt, follow the crowd** Look for the confident people and just do as they do
- 🔊 **Bring a koha** Bringing money is best these days but crayfish/koura would be perfect if you have skills. Look for the person with the envelope before everything starts
- ❑ **Shoes off** Take your shoes off in the wharenuī (see tikanga tip) and hats off during the karakia

- 🔊 **Manaakitanga** Looking after guests is a very important. Being friendly, having lots of kai and enough seats is a must.



Tikanga tip: **Shoes off inside the whare.** Why? The area outside of the whare is called the **marae atea** and is the domain of **Tūmatauenga** the Māori God of War. Tikanga says that dust from this area must be kept outside on your shoes.

Pōhiri Tips



Hongi This is not a head butt, it's usually easiest to shake hands and slowly go in. It's sharing breath so breath in and breathe out.

Stand and sing When someone from your group finishes speaking, stand with the crowd and sing

Stay for kai Don't leave before having kai (See tikanga tip) If it's your marae, do the dishes and help clean up.

Dress to impress



Tikanga tip: Whakanoa (To make normal)
After a pōhiri, tikanga says that you must eat kai. This is called **whakanoa**.
Kai returns people to a state of **noa**/normal from a supernatural/**tapu** state.



Kahoot!

Pōhiri Quiz

The wero is on!



Karakia Mutunga

Tēnei te huinga o te tangata ka oki

This gathering of people will now rest

Tēnei te mauri o te wānanga ka moe

The deliberations are suspended

Ko te ngākau me te wairua kia wātea

The heart and soul are free to rejuvenate

Ko te tinana me te hinengaro kia tā

The body and mind has time to relax

Whano, whano


And may these words progress

Haramai te toki

Into conclusive actions

Haumi, ē; hui, ē; tāiki, ē!

Because we all agree in unison



Credits

Special thanks to all the people who made and released these awesome resources for free:

- × Presentation template by [SlidesCarnival](#)
- × Photographs by [Unsplash](#)
- × Image of Tūmatauenga sourced from <https://teara.govt.nz/en/artwork/27628/tumatauenga>

[Kia Ata Mai Educational Trust](#)

Artwork by Adam Williams and Joshua Watene

×