

Pepeha

Peh-peh-ha



Pepeha Poto



Pepeha

Mihimihi

Whaikōrero



Short intro

Long intro

Speech

Highly skilled
formal speech






KIA KARAKIA TĀTOU

Kia hora te marino
Kia whakapapa pounamu te moana
Hei huarahi mā tātou i te rangi nei
Aroha atu Aroha mai
Tātou i ā tātou katoa
Hui ē! Tāiki ē!

May peace be widespread
May the seas be like greenstone
A pathway for us all this day
Let us show love/respect
for each other
Bind us all together!

Tiki Town- Ōpōtiki (Ep 6)



Or-por-ti-key



Kupu o te wiki 21 – Whare Hākinakina



Whare hākinakina
Far-rdeh
haa-key-nah-key-nah

Gym

This morning I went to
the whare hākinakina



Tiki Town – Petone (Ep2)



Peh-tor-neh





Kupu o te wiki 48 – Tākuta



Tākuta
Taah-cew-tah

Doctor



He kemu/A Game

“Haere ki roto, Haere ki waho”
Go in/inside, go out/outside



This game is a variation on the game, “In the river, on the bank”

The aim is to jump in when asked and to jump out when asked without being tricked.



Waiata
Mai -
Pepeha
Six60
NZ Sign




Revision



Kia whakapai tātou

Let's revise



Let's practise

Kia parakatihi tātou



Person 1

Kia ora! 

Nō hea koe? 

Nō _____ ahau. 

Ko wai tō ingoa? 

Ko _____ tōku ingoa. 

Person 2


Kia ora! 

Nō _____ ahau. 

Nō hea koe? 

Ko _____ tōku ingoa 

Ko wai tō ingoa? 



Today we are developing our pepeha

Pepeha Poto



Pepeha

Mihimihi

Whaikōrero




Short intro

Long intro

Speech

Highly skilled formal speech



Basic Pepeha



For your basic pepeha, choose some of the sentences below and fill in the blanks in the yellow box.

If you know your maunga/mountain, awa/river, moana/ocean, or waka, you can fill in the green box too. If you don't, you can leave this.

Ko _____ te maunga (mountain)

(Teh moh-nga)



Ko _____ te awa (river)

(Teh ar-wa)



Ko _____ te moana (sea)

(Teh mor-ar-na)



Ko _____ te waka (boat)

(Teh wah-kah)



Nō _____ ahau (The place your ancestors are from)

(Nor ____ ah-ho)



Ko _____ tōku whānau (Surname - family name)

(Tore-coo far-know)



Ko _____ tōku māmā (Mother)

(Tore-coo maa-maa)



Ko _____ tōku pāpā (Father)

(Tore-coo paa-paa)



Ko _____ taku ingoa (my name)

(Ta-coo ing-or-ah)





Pepeha




Options:

- *Art work- Create an art work that contains pepeha*
- <https://pepeha.nz/create-pepeha>
- *Collage*
- *Have a map on the wall with pins to show where students are from*
- *Use pins on google maps to show where people are from*
- *Google Slideshow - add pictures*
- *Video yourself reciting your pepeha*
- *Create pepeha music videos*
- [Scratch](#) - *Just insert details*
- [Gamefroot](#) - *Code your pepeha into a game*







🔊 He kemu/A Game

Pūkana

Basic version

Chant together: 🔊

“Pukana hā! pukana hī!

Pukana! Pukana! Pukana!”

To step it up:

Pass across the circle: “Aue!”


To catch if passed to: “Hī”



He kemu/A Game


Kahoot!

[Kahoot for pepha](#)



Extension Section

Learn your pepeha by heart



Karakia Mutunga

Tēnei te huinga o te tangata ka oki

This gathering of people will now rest

Tēnei te mauri o te wānanga ka moe

The deliberations are suspended

Ko te ngākau me te wairua kia wātea

The heart and soul are free to rejuvenate

Ko te tinana me te hinengaro kia tā

The body and mind has time to relax

Whano, whano

And may these words progress

Haramai te toki

Into conclusive actions

Haumi, ē; hui, ē; tāiki, ē!

Because we all agree in unison



Credits

Special thanks to all the people who made and released these awesome resources for free:

- × Presentation template by [SlidesCarnival](#)
- × Photographs by [Unsplash](#)