

Mihimihi Speeches



Pepeha Poto

Pepeha

 Mihimihi

Whaikōrero




Short intro

Long intro

Speech

Highly skilled
formal speech





KIA KARAKIA TĀTOU

Kia hora te marino
Kia whakapapa pounamu te moana
Hei huarahi mā tātou i te rangi nei
Aroha atu Aroha mai
Tātou i ā tātou katoa
Hui ē! Tāiki ē!

May peace be widespread
May the seas be like greenstone
A pathway for us all this day
Let us show love/respect
for each other
Bind us all together!

Waiata Mai – Te Iwi e



E hoki ana whakamuri ki ngā kupu o ngā tau
e




Kupu o te wiki 29 – Rū



Rū
Rduu

Earthquake

In Christchurch they had
a rū



Kupu o te wiki 30 – Pirihimana




Pirihimana

Pea-rdee-he-mah-nah

Policeman/woman


My dad is a pirihimana




Tiki Town – karori (Ep3)



Car-raw-ree



Wai or wae – pronunciation





He kemu/A Game Kia tekau

Counting forwards and backwards to ten using actions. Best to start slowly :)

[Printable booklet: Pages 16-17](#)



Tahi
Rua
Toru
Whā
Rima
Ono
Whitu
Waru
Iwa
Tekau




Revision



Kia whakapai tātou

Let's revise




Basic Pepeha



For your basic pepeha, choose some of the sentences below and fill in the blanks in the yellow box.


If you know your maunga/mountain, awa/river or moana/ocean, fill in the green box too. If you don't, you can leave this.


Ko _____ tōku maunga (mountain) (Tore-coo moh-nga) 

Ko _____ tōku awa (river) (Tore-coo ar-wa) 


Ko _____ tōku moana (sea) (Tore-coo mor-ar-na) 

Nō _____ ahau (The place your ancestors are from) (Nor ____ ah-ho) 

Ko _____ tōku whānau (Surname - family name) (Tore-coo far-know) 


Ko _____ tōku māmā (Mother) (Tore-coo maa-maa) 

Ko _____ tōku pāpā (Father) (Tore-coo paa-paa) 

Ko _____ taku ingoa (my name) (Ta-coo ing-or-ah) 



Today we are learning to Mihimihi



Mihimihi




What is mihimihi?

A mihimihi is a speech that you'll hear at when you're at a hui/meeting or pōhiri.

The most impressive speeches are called **whaikorero** and are delivered by the best speakers sitting at the front during a pōhiri.

A basic mihimihi you may hear here in our kura is may include:



Mihimihi



What is mihimihi?

A mihimihi is a speech that you'll hear at when you're at a hui/meeting or pōhiri.

A basic mihimihi you may hear here in our kura is may include:



Tauparapara  *Chant/incantation*

The whare  *The Building*

Papatūānuku  *Land or Earth mother*

The mate  *Ancestors*

The hunga ora  *The living*

Pepeha



Mihimihi



Ka tangi te tītī



Ka tangi te kākā



Ka tangi hoki ahau



Tihei (wa) mauri ora



Step 1: Start with **Tauparapara/chant**

The mutton bird sings





The parrot sings

I sing also

Sneeze of life, claim the right to speak



Mihimihi Step 2: Add Acknowledgements

-  He mihi ki te whare e tū nei, tēnā koe
-  He mihi ki a Papatūānuku ki waho nei, tēnā koe
-  He mihi ki ngā mate, haere haere haere atu rā
-  He mihi ki te hunga ora e huihui mai nei,
tēnā koutou, tēnā koutou, tēnā koutou katoa

To the whare standing here, greetings

To the land outside here, greetings

To our ancestors, farewell

To the living gathered here, greetings to you all



Mihimihi Put it all together

Ka tangi te tītī 

Ka tangi te kākā 

Ka tangi hoki ahau 

Tihei (wa) mauri ora

The mutton bird sings

The parrot sings

I sing also

Sneeze of life, claim the right to speak



 He mihi ki te whare e tū nei, tēnā koe

 He mihi ki a Papatūānuku ki waho nei, tēnā koe

 He mihi ki ngā mate, haere haere haere atu rā

 He mihi ki te hunga ora e huihui mai nei,
tēnā koutou, tēnā koutou, tēnā koutou katoa



To the whare standing here, greetings


To the land outside here, greetings

To our ancestors, farewell

To the living gathered here, greetings to you all



Session 2: Mihimihi activity



Mihimihi activity

Practice a mihimihi with your pairs.

In a groups you will prepare a mihi to share (just use the template on the previous slide)

Once you have said the tauparapara and mihimihi

- Create a video to share your mihi

OR

- *In groups, create a set of actions to help remember the words to the mihimihi.*
- *Share back to the class.*
- *Decide as a class which actions work the best for each line and come up with a class set.*

OR


- *Create a poster the highlights all the parts you are acknowledging.*



Extension Section

Learn the mihimihi off by heart.

Strong Stance
Strong Voice



🔊 He kemu/A Game

Pukana

Basic version

Chant together:

“Pukana hā! pukana hī!

Pukana! Pukana! Pukana!”

To step it up:

Pass across the circle: “Aue!”

To catch if passed to: “Hī”



Karakia Mutunga

Tēnei te huinga o te tangata ka oki

This gathering of people will now rest

Tēnei te mauri o te wānanga ka moe

The deliberations are suspended

Ko te ngākau me te wairua kia wātea

The heart and soul are free to rejuvenate

Ko te tinana me te hinengaro kia tā

The body and mind has time to relax

Whano, whano


And may these words progress

Haramai te toki

Into conclusive actions

Haumi, ē; hui, ē; tāiki, ē!

Because we all agree in unison



Credits

Special thanks to all the people who made and released these awesome resources for free:

- × Presentation template by [SlidesCarnival](#)
- × Photographs by [Unsplash](#)