

Engage in Your Child's Learning

The logo for 'Schooltalk' is centered on the page. The word 'Schooltalk' is written in a playful, rounded font. The letters are colored as follows: 'S' is blue, 'c' is pink, 'h' is yellow, 'o' is blue, 'o' is pink, 'l' is yellow, 't' is blue, 'a' is yellow, and 'k' is pink. The letters have a white outline and are set against a background of various school-related icons in light gray, including a ruler, pencil, globe, backpack, and laboratory glassware.

Schooltalk

How can you help your child with their learning?

Why have we moved to using SchoolTalk?

1. SchoolTalk enables agency for our learners. This means enabling students to own their learning, by helping them be aware of what they can do and what their next learning steps are.
2. SchoolTalk provides real time reporting on progress and achievement for parents, students and teachers.
3. SchoolTalk creates a learning partnership with whānau, providing resources and personalised support.
4. For teachers, SchoolTalk has enabled them to think differently about how they group and design learning to meet all learners needs.

Student Voice:



https://drive.google.com/file/d/1shbX0sG0lsp_SmrR_E7fb8p8hoe3YiaB/view?usp=sharing

Main Screen

This gives you access to your child's calendar, progressions and reports by using the task bar down the left side. To navigate back to your child's home page just click on their name in the top left hand corner.

The screenshot displays the 'Main Screen' interface. At the top, a blue header bar contains the 'St' logo, the user name 'TT Three Test', and a circular profile icon 'MZ'. On the left, a vertical task bar lists navigation options: 'Hide menu', 'Calendar', 'Progressions', 'Reports', 'Select day', 'Next day', 'Previous day', 'Notifications', and 'Help'. The main content area is split into two sections. The left section is a calendar for 'Tue 12 Mar' with a vertical time axis from 9am to 1pm. The right section is a list of progressions for 'THREE TEST' on 'TUESDAY, 12 MARCH 2019 12:30PM'. The first progression is '100% BACKFILLED' and the second is '100% ACHIEVED'. Each progression entry includes a title 'IDEAS AND LANGUAGE', a level 'PRE LEVEL 1' or 'LEVEL 11 (EARLY)', and a description of the task. A 'POSTED BY: MZ MEGHAN ZUYL' is listed at the bottom of the first progression.

Time	Event
9am	Roll/ Oral Language Kapa Haka Test3 Room 27 and 29 ILE
10am	Maths Test3 Room 27 and 29 ILE LW, MZ
11am	Morning Tea Test3 Rm29 Literacy/Writing Test3 Room 27 and 29 ILE LW, MZ
12pm	
1pm	Lunch Test3 Room 27 and 29 ILE LW, MZ

TT THREE TEST PROGRESS UPDATE: 100% BACKFILLED

IDEAS AND LANGUAGE
PRE LEVEL 1

I can draw a picture of something I have done and talk about my picture. I can use random letters and symbols to convey my message.

IDEAS AND LANGUAGE
PRE LEVEL 1

I can retell a personal experience.

IDEAS AND LANGUAGE
LEVEL 11 (EARLY)

I use talking or drawing to plan my writing.

IDEAS AND LANGUAGE
LEVEL 11 (EARLY)

I can remember my ideas and write the words that I say.

POSTED BY: **MZ** MEGHAN ZUYL

TT THREE TEST PROGRESS UPDATE: 100% ACHIEVED

IDEAS AND LANGUAGE
LEVEL 11 (EARLY)

I can plan what I am going to write about using talking, words or pictures.

Calendar

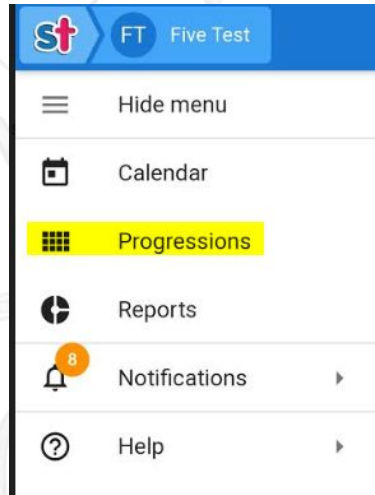
You can view your child's planned activities for the day and week.

	Mon 04 Mar	Tue 05 Mar	Wed 06 Mar	Thu 07 Mar	Fri 08 Mar
8am					
	Roll/Notices	Roll/Notices	Roll/Notices	Roll/Notices	Roll/Notices
9am	KERI Assembly Rm34 Rm32	Chinese Rm34 Rm32 NB, SM	Maths Rm34 Rm32 NB, SM	Kapa haka Rm34 Rm32	Fitness Rm34 Rm32
	Kapa haka Rm34 Rm32		Team Assembly Rm34 Rm32	Maths Rm34 Rm32 NB, SM	Maths Rm34 Rm32 NB, SM
10am	Values Rm34 Rm32		Maths Rm34 Rm32 NB, SM		
	Class shared book Rm34	Thinking skills		Class shared book Rm34	Class shared book Rm34
11am	Morning Tea Rm34 Rm32	Morning Tea Rm34 Rm32	Morning Tea Rm34 Rm32	Morning Tea Rm34 Rm32	Morning Tea Rm34 Rm32
	Gratitude Journal	Handwriting practice	Silent reading or	Silent reading or	Reflection Journal
	Writing workshop: Recrafting to enhance Rm34 Rm32	Class shared book Rm34 Literacy Daily 5 Rm34	Class shared book Rm34 Literacy Daily 5 Rm34	Literacy Daily 5 Rm34 Rm32 NB, SM	Literacy Daily 5 Rm34 Rm32 NB, SM
12pm	Maths Rm34	Rm32 NB, SM	Rm32 NB, SM		

Progressions


This shows what your child has achieved and what their next learning steps are.

Keep clicking on an area to break it down further and to get to the learning steps.



Navigation menu for SchoolTalk app:

- st FT Five Test
- Hide menu
- Calendar
- Progressions (highlighted)
- Reports
- Notifications (8)
- Help



Browser address bar and navigation:

- SchoolTalk | Progressions
https://schooltalkapp.com
- st FT Five Test Progressions ls

Learning steps

COMPREHENSION
LEVEL 2 (EARLY) PURPLE/GOLD
I can make predictions using my knowledge of narrative texts e.g. problem/solution.


COMPREHENSION
LEVEL 2 (EARLY) PURPLE/GOLD
I can ask and answer questions before, during and after reading.

COMPREHENSION
LEVEL 2 (EARLY) PURPLE/GOLD
I can express my opinion about characters and events using the text.

CLOSE

Progressions

This shows what your child has achieved and what their next learning steps are.



- Progressions may be marked as 100% achieved or teachers may mark them as partially achieved if children are starting to show that they are developing an understanding.

- Green Highlighting** – Your child has achieved the learning intention. Light green has been backfilled - this means that they had already achieved it once we started using SchoolTalk.
- Yellow Highlighting** – This is a current next learning step for your child.
- Blue Highlighting** – Your child has submitted evidence of achieving the learning intention and is waiting for the teacher to assess whether it has been achieved for it to be marked green.

Evidence

Teachers and children can add evidence to show their understanding of a progression or a group of progressions.

Evidence may be:

- Comments
- Photos
- Samples of work
- Google Documents
- Videos
- Audio recording

My Mum is like a rainbow coloring my life.

She is as cuddly as my bunnies.

And as lovely as a teddy bear.

My mum is the best mum in the world, I won't let anybody ever steal her.

She makes the best dinners in the world!!!


Her voice is as calm as the sea.

I absolutely love my moome and she loves her miggie piggle.

PURPOSE AND AUDIENCE

LEVEL 2 (EARLY)

I can write for an audience and choose my ideas, vocabulary and language features to influence the reader.



NON FICTION

LEVEL 2 (EARLY) PURPLE/GOLD

I can identify keywords to make connections between information.

My Learning Journey:

After feedback from students, whanau and staff we have developed an area on SchoolTalk where teachers and students can upload photos, comments or pieces of work for other areas of the curriculum outside of Reading, Writing and Maths. This also includes showing our KERI values, Inquiry Learning, and Learning Through Play for our Year 0 - 2 students. This new area is not about marking off progressions and highlighting next steps but is instead about acknowledging and celebrating the other learning that your child participates in at school. For this area the indicator bar is not indicating a level of progress but rather it is used to indicate time across the school year. Therefore every child will be marked off as 25% for each term of the year.



As a parent, what can I expect to see?

Yr 0 - 2

SchoolTalk is Teacher Led

- Evidence is uploaded by teacher on a regular basis - photos, teacher comments, some videos
- Design for Learning page is shown on the TV screen at school for learners to engage and contribute during a lesson
- Parents can access SchoolTalk in order to support at home
- Learners know that they each have a SchoolTalk account
- Learners know that yellow means 'working towards' and green means 'achieved'.

Yr 3 - 4

Teacher is a Guide / Learners begin to Interact with SchoolTalk

- Evidence is uploaded by **teacher** - photos, teacher comments, some videos, Google Docs
- Evidence is sometimes uploaded by the **learner** with teacher support - google docs, screenshots or photos from their chromebook
- Learners know that they each have a SchoolTalk account and will learn to independently login on their chromebook
- Calendar and Design for Learning page - Learners can access this via their calendar to engage and contribute during a lesson
- Learners know that yellow means 'working towards' and green means 'achieved'
- Learners understand the progressions tagged in the Design for Learning page is their current focus
- Parents can access SchoolTalk to support learning at home

Yr 5 - 6

Teacher is becoming a Facilitator / learners being to take ownership of their Learning through SchoolTalk

- Evidence is uploaded by **teacher** - photos, teacher comments, some videos, Google Docs
- Evidence is uploaded by the **learner** - A range of examples, such as photos, Google Docs/Slides, screenshots or videos from their Chromebook, and other digital tools
- Learners can access the Calendar and Design for Learning page to engage and contribute during a lesson, access their learning, know when to attend workshops with the teacher and to upload evidence.
- Learners are beginning to navigate their progressions to identify their next steps independently. They know that yellow means 'working towards' and green means 'achieved' and blue means that they have added evidence for their teacher to look at.
- Parents can access SchoolTalk to support learning at home.