


KS Connect App – Notification fix/reset

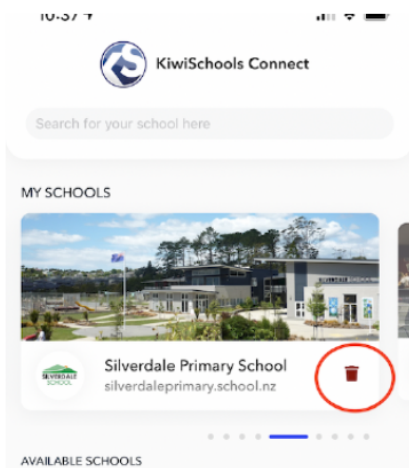
Click on the three lines above Home



Click on arrows on right hand corner

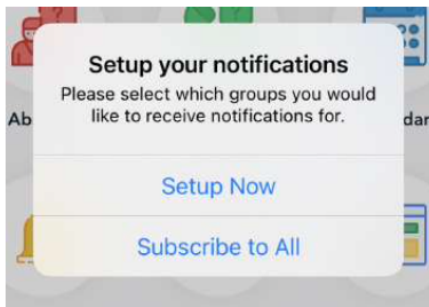


1. Go to KS Connect app > Silverdale Primary School > hit the delete 'bin' button.



2. Re-add Silverdale Primary School.

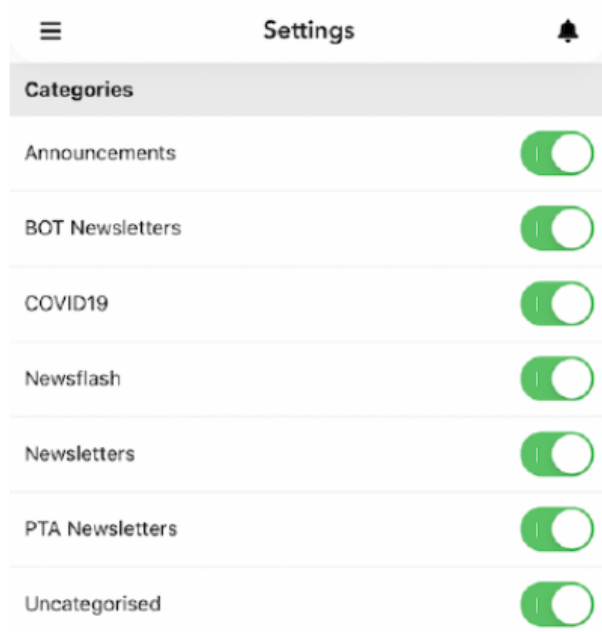
3. When prompted, select **Setup Now** to individual select Notification, or **Subscribe to All** to select All Notification.



4. Alternatively, select the menu (three bars icon) on the top left hand corner > select setting 'cog'



5. Select the type of notifications that you want.



Please note: Make sure your phone general notification settings is turned on